

GitHub Copilot Tutorial

Caterina Fuster-Barceló

1. What is GitHub Copilot?
2. How can I get it?*
3. Hands on!



** for free*



Notion AI, now for everyone.



GitHub
Copilot

Get AI-based suggestions, just for you

GitHub Copilot shares **recommendations** based on the project's context and style conventions. Quickly cycle through lines of code, complete function suggestions, and decide which to accept, reject, or edit.

GitHub Copilot

Quickstart

> Overview of GitHub Copilot

Getting started

> Configure GitHub Copilot

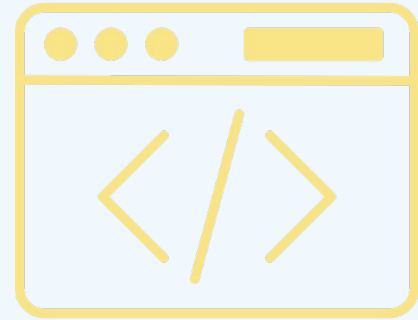
> Troubleshooting

docs.github.com/copilot



How does it work?

- Based on **OpenAI Codex**, from natural language to code
- The AI tool understands TypeScript, **Python**, JavaScript, Ruby, and dozens of other common languages.
- Suggestions come from open-source code within **GitHub's public repositories**





The numbers speak for themselves

74%

Focus on more satisfying work

88%

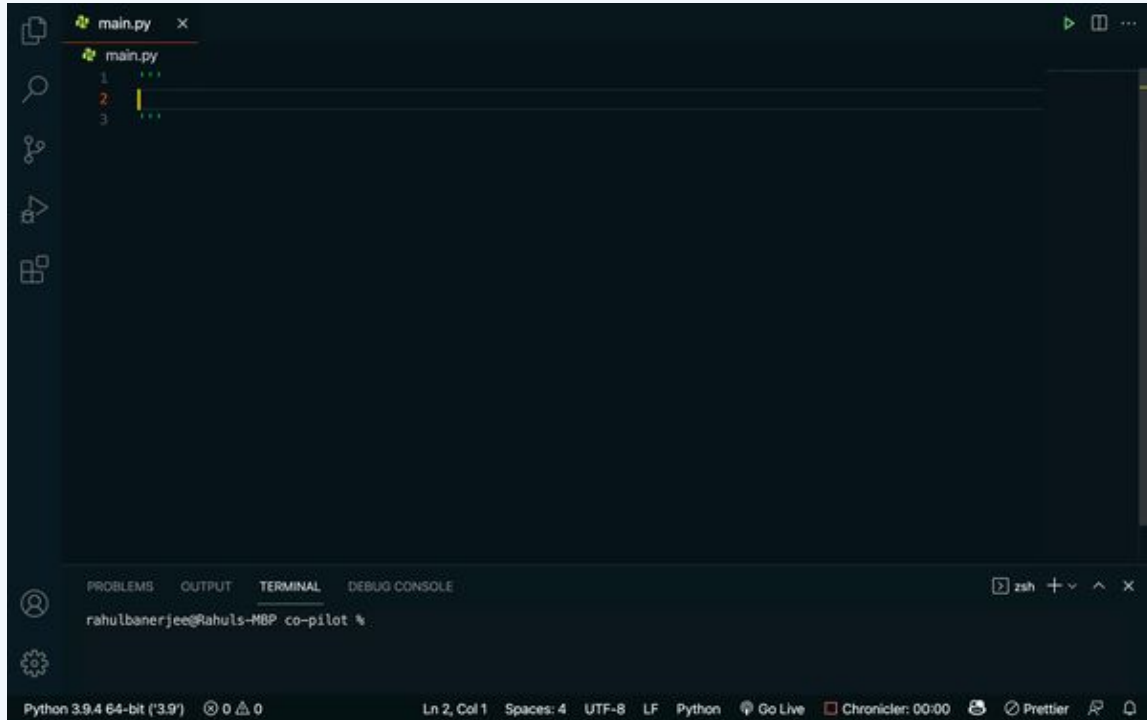
Feel more productive

96%

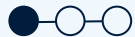
Are faster with repetitive tasks

[Research: quantifying GitHub Copilot's impact on developer productivity and happiness](#)





[Some Experiments using GitHub Copilot with Python - towardsdatascience.com](https://towardsdatascience.com)



Specially **useful** for:

- Documentation
- Formatting
- Read data (`os.walk`, `listdir`, etc)
- Generate code snippets for repetitive tasks
- ...

Be **careful**:

- No testing
- Not the perfect code
- Trying to guess programmer's intentions
- Do functions, comment and write meaningful names

How can I get it?



Requirements

You will need:


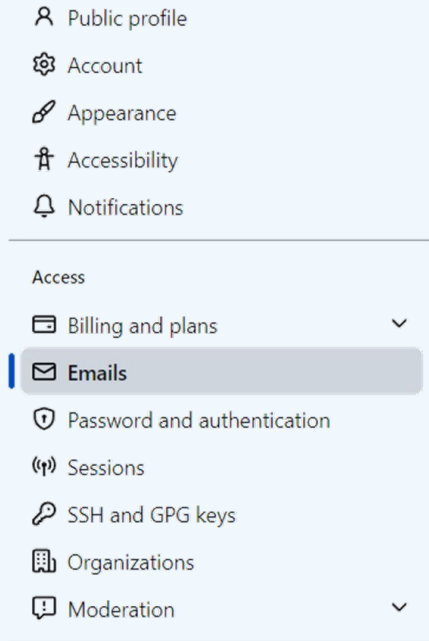
GitHub account

Student account

student ID or similar

Visual Studio Code

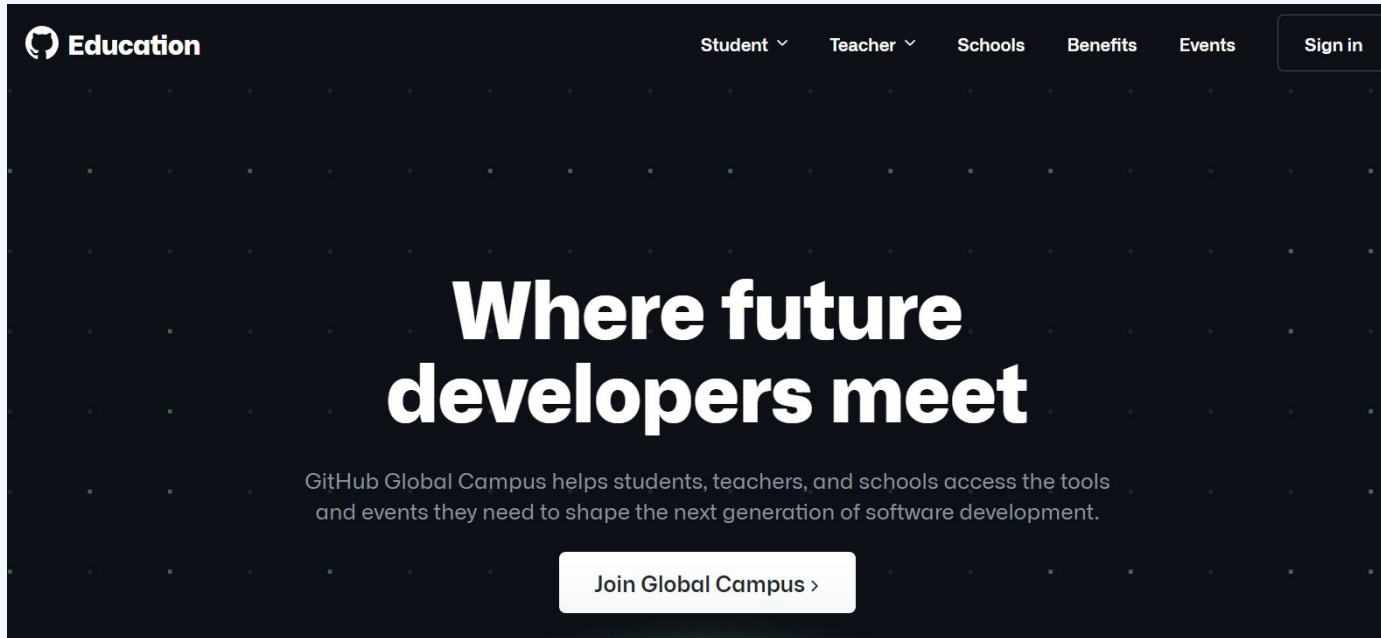
Link GitHub to your student account



github.com/settings



Get Github Education



The screenshot shows the GitHub Education landing page. At the top left is the GitHub logo followed by the word "Education". To the right of the logo are navigation links: "Student" with a dropdown arrow, "Teacher" with a dropdown arrow, "Schools", "Benefits", and "Events". On the far right is a "Sign in" button. The main content area has a dark background with a grid of small green dots. The headline "Where future developers meet" is centered in large white text. Below the headline is a paragraph: "GitHub Global Campus helps students, teachers, and schools access the tools and events they need to shape the next generation of software development." At the bottom center is a white button with the text "Join Global Campus >".

Education

Student ▾ Teacher ▾ Schools Benefits Events Sign in

Where future developers meet

GitHub Global Campus helps students, teachers, and schools access the tools and events they need to shape the next generation of software development.

Join Global Campus >



Get Github Education

[Home](#) / [Students](#) / [Student Developer Pack](#)

Are you a student?

The GitHub Student Developer Pack is only available to students aged 13 or older.

Before you receive access to the offers we need to [verify that you are a student](#). Teachers, researchers, faculty, staff, and other educational users can [get free and discounted access to GitHub](#), but are not eligible for the Pack. If you're not a student, you can still request a regular GitHub for education discount.

[Yes, I'm a student](#)



Get Github Education




You will be asked to upload your **student ID** or the **University tuition** as a proof that you are actually a student. Now, you have access to GitHub Pro.



Get the extension on **VSCode**



GitHub Copilot v1.86.82

GitHub  github.com |  5,776,693 |  (867)

Your AI pair programmer

Disable  Uninstall  

This extension is enabled globally.

Hands on!

Slides and notebook on: cfusterbarcelo.github.io

